





Part Number:  
1990538

Models:  
Interceptor Bear  
Interceptor (all years)  
INT 650 (all years)

- 

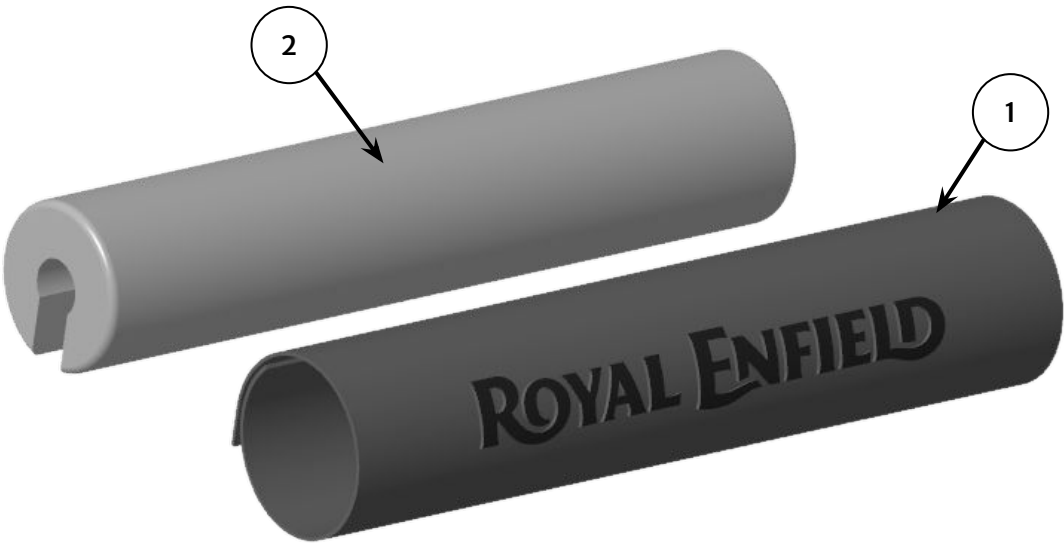
**WARNING:** Royal Enfield genuine accessories are designed to fit only the specific Royal Enfield motorcycle(s) that are specified above. They should not be fitted to any other type of motorcycle. Pay particular attention to the warnings and cautions contained in this instruction, failure to do so may result in an incorrect installation of the accessory which could result in an unsafe riding condition and possible accident. If in any doubt always seek help from your authorised Royal Enfield dealer.
- 

**WARNING:** Before starting any accessory kit installation ensure the motorcycle is supported in a stable condition. Failure to support the motorcycle correctly could lead to motorcycle damage or personal injury.
- 

**WARNING:** All fixings must be tightened to the torque values specified in this instruction. Failure to tighten fixings to the correct torque could result in an unsafe riding condition and possible accident
- 

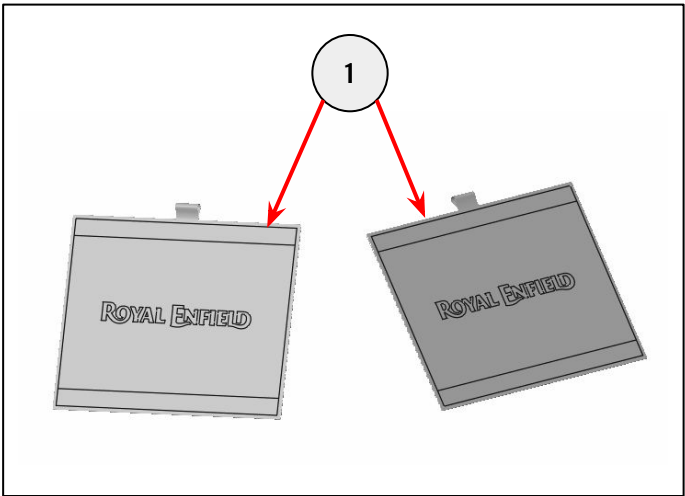
**CAUTION:** Care should be taken when fitting any accessory kit. Incorrect handling of kit components or the use of incorrect tools could lead to component or motorcycle damage.
- NOTE:** The content of this instruction is subject to change at any time without notice or liability. Royal Enfield reserves the right to revise the information presented at any time.

Parts Supplied: 1990538

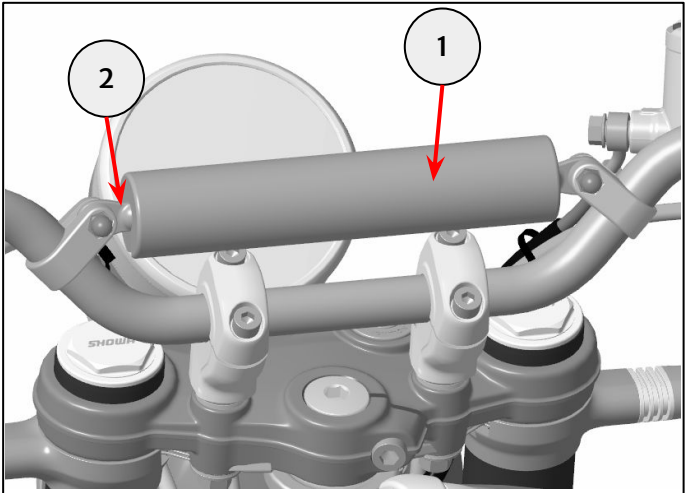


Item	Description	Qty
1	Cover	1
2	Foam	1

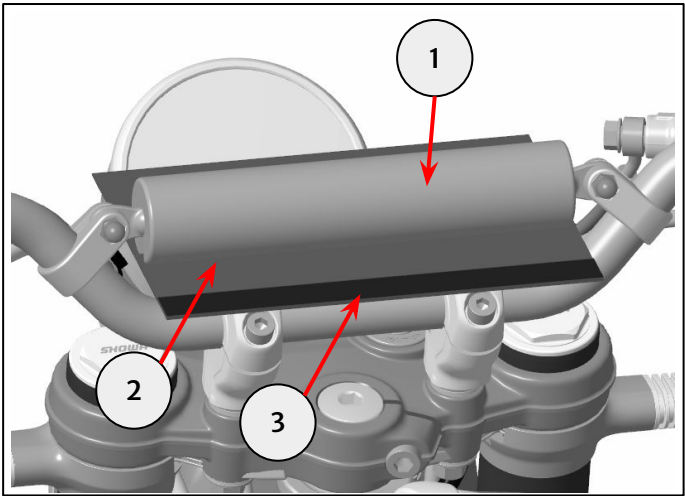
**1** Select the desired style to have visible when fitted (1). A canvas and a vinyl choice is available.



**2** Press the foam (1) onto the brace (2).



**3** With the foam (1) in place, place the cover (2) as shown with the hook fastener facing upwards (3).



**4** Wrap the cover around the foam and overlap the hook and loop fastener.

Periodically check the cover for retention.

